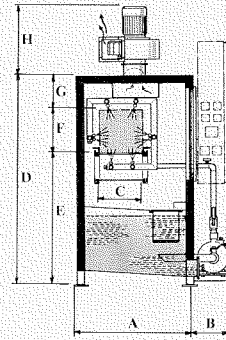
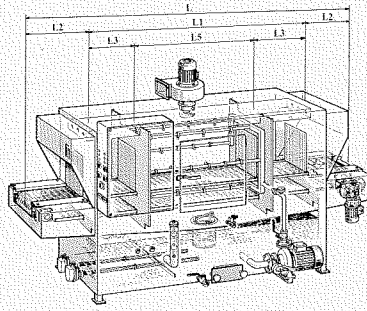


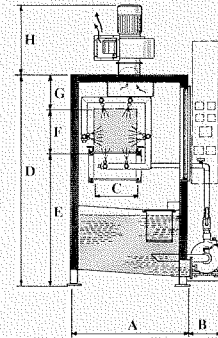
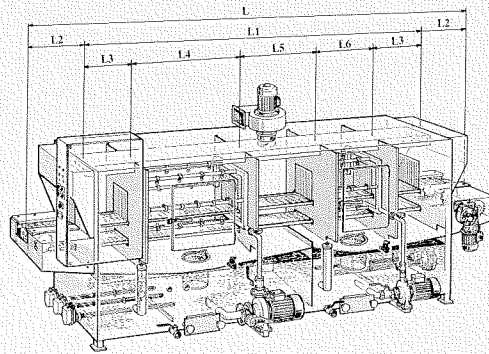
Single stage tunnel cleaning machines



TECHNICAL DATA	Power consumption kW	Heating capacity kW	Tank volume l	Pump			Conveyor		Machine weight (empty) kg	Blower			
				Pump capacity l/min	Spray pressure bar	Motor rating kW	Speed m/min	Motor rating kW		Type	Capacity m ³ /h	Motor rating kW	
MODEL													
KT-200	ca 14	12	370	90	2,5	1,1	0,5	0,1	ca 400	F1	600	0,18	
KT-300	ca 26	24	550	120	2,5	1,1	0,5	0,1	ca 500	F1	600	0,18	
KT-400	ca 39	36	800	220	3,0	2,2	0,6	0,2	ca 700	F1	600	0,18	

Principal dimensions in mm	Width A	Depth B	Height D	Aperture		Height E	Height G	Height H	Length L	Length L1	Length L2	Length L3	Length L4
				Width C	Height F								
MODEL													
KT-200	750	300	1350	200	200	850	300	500	2000	1300	350	300	700
KT-300	850	300	1450	300	300	850	300	500	2500	1700	400	400	900
KT-400	950	350	1550	400	400	850	300	500	3200	2200	500	500	1200

Two-stage tunnel cleaning machines



TECHNICAL DATA	Power consumption kW	Heating capacity		Tank volume		Pump capacity		Spray pressure		Motor rating		Conveyor		Machine weight (empty) kg	Blower		
		Tank 1 kW	Tank 2 kW	1 l	2 l	1 l/min	2 l/min	1 bar	2 bar	1 kW	2 kW	Speed m/min	Motor rating kW		Type	Capacity m ³ /h	Motor rating kW
MODEL																	
KT-200-2	ca 26	12	12	370	250	90	40	2,5	2,0	1,1	0,55	0,45	0,1	ca 650	F1	600	0,18
KT-300-2	ca 38	24	12	550	350	120	70	2,5	2,0	1,1	0,55	0,45	0,1	ca 750	F1	600	0,18
KT-400-2	ca 64	36	24	850	370	220	90	3,0	2,0	2,2	0,55	0,60	0,2	ca 1000	F2	600	0,18

Principal dimensions in mm	Width A	Depth B	Height D	Aperture		Height E	Height G	Height H	Length L	Length L1	Length L2	Length L3	Length L4	Length L5	Length L6
				Width C	Height F										
MODEL															
KT-200-2	750	300	1350	200	200	850	300	500	2900	2200	350	300	700	500	400
KT-300-2	850	300	1450	300	300	850	300	500	3600	2800	400	400	900	600	500
KT-400-2	950	400	1550	400	400	850	300	500	4600	3600	500	500	1200	800	600